




AP900/S – AP1125/S
Three Phase, 900–1125 kVa



Water Cooled



Three Phase



50Hz



Non-Compliant

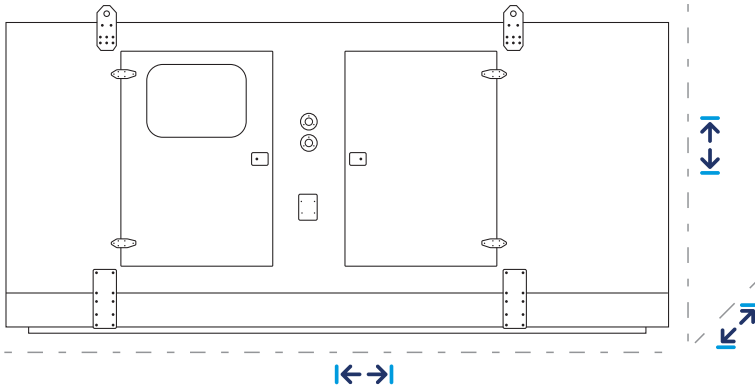


Diesel

	Generator Ratings (Prime/Standby)		
	AP900/S	AP1000/S	AP1125/S
PRIME POWER:	900 kVA 640 kW	1000 kVA 800 kW	1125 kVA 900 kW
STANDBY POWER:	880 kVA 704 kW	1100 kVA 880 kW	1287.5 kVA 990 kW
RPM:	1500	1500	1500
POWER FACTOR:	0.8	0.8	0.8

CPS Alpha AP Series – With Perkins Engines coupled to Stamford or Meccalte Alternators.
Our diesel generators are available as an open type or built in to soundproof canopies.
Please contact CPS on +44 (0) 1757 428 140 for full specification and details.

CANOPY GENERATORS



Dimensions & Weights			
	AP900/S	AP1000/S	AP1125/S
↔	40ft Container	40ft Container	40ft Container
↙↘	40ft Container	40ft Container	40ft Container
↑↓	40ft Container	40ft Container	40ft Container
⚖️	10000	10000	10000



Quality Materials & Workmanship

- Built into a 40ft container with galvanised fixings and a powder coating finish
- Canalised air-flow intake outlets equipped with water & sand traps
- Large base fuel tanks to support long running
- Residential exhaust muffler mounted inside the container

Security and Safety

- High quality door locks with keys included
- Easy to transport, built into a 40ft shipping container
- Warning & hazard labels
- Operation manuals included
- Battery isolation switch included
- Emergency stop fitted
- Robust, designed for harsh terrains
- Test & pre-delivery inspection, then carefully packaged
- Cooling fan and battery charging alternator fully guarded
- Fuel fill point lockable with fuel breathing apparatus
- Multi-density polyester soundproofing material – Fire resistant Class 1.

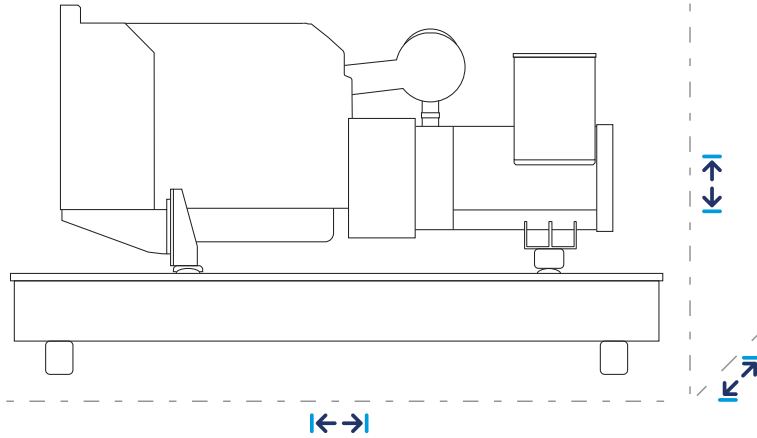
Excellent Service and Maintenance Access

- Large doors for easy servicing
- Radiator filling point on the roof (UK Standard)
- Colour coded wiring looms.
- Measure parameters via DSE control modules

Transportability

- Lift hooks/Forklift space strong enough to support whole genset.

OPEN TYPE GENERATORS



Dimensions & Weights			
	AP900/S	AP1000/S	AP1125/S
↔	4650	4650	4650
↙↘	2050	2050	2050
↑↓	2270	2270	2270
⚖️	7500	7500	7500



Key Features

- Skid base manufactured from high grade steel
- Colour coded wiring looms (to aid maintenance)
- High quality, noise reducing silencer
- Anti vibration mounts, for the engine and alternator
- Mechanical fuel gauge for ease of checking
- Large robust fuel tank to provide a minimum of 8 hour operation time

- Easy fuel filling point
- Forklift space strong enough to support whole generator.


Security and Safety

- Lockable control panel
- Emergency stop button
- Cooling fan and battery charging alternator fully guarded.

Specific Open Type Features:



External Fuel Gauge allows for easy monitoring and filling.



UK Anti-Vibration Mounts, for the engine and alternator, to ensure the longevity of your generator.



High quality, noise reducing **Silencer**.



Large robust **fuel tank** to provide a minimum of 8 hour operation time (5-690kva)

		Fuel Consumption & Sound Levels		
		AP900/S	AP1000/S	AP1125/S
TANK CAPACITY: (Litres)		1000	1000	1000
FUEL CONSUMPTION: (Litres per Hour)	110%	210	209	209
	100%	206	155	155
	75%	206	117	117
SOUNDPROOFED CANOPY dBA RATINGS: (75%)	7M	75	75	75
	1M	86	86	86

		Engine Technical Data		
		AP900/S	AP1000/S	AP1125/S
ENGINE BRAND:		Perkins	Perkins	Perkins
ENGINE MODEL:		4008TAG1A	4008TAG2A	4008-30TAG3
INDUCTION:		Turbo Charged	Turbo Charged	Turbo Charged
COOLING:		Water Cooled	Water Cooled	Water Cooled
GOVERNOR TYPE:		Electronic	Electronic	Electronic
CYLINDER:		-	-	-
BORE STROKE:		-	-	-
COMPRESSION RATIO:		13.6.1	13.6.1	13.6.1
DISPLACEMENT:		30.5	30.5	30.5
OIL CAPACITY:		153	153	153

		Alternator Technical Data		
		AP900/S	AP1000/S	AP1125/S
ALTERNATOR MODEL:	MeccAlte	ECO43-2SN	ECO43-1LN	-
	Stamford	HCI634H	HCI634J	-
BEARINGS:		1	1	1
WINDING PITCH:		2/3	2/3	2/3
WIRES:		12	12	12
BRACKET TYPE:		-	-	-
VOLTAGE REGULATOR:		-	-	-
EXCITER:		-	-	-

AUTO START / MANUAL CONTROL PANEL (STANDARD)

Deep Sea Electronics is one of the world’s top manufacturers of generator control, auto transfer switch and battery charger equipment. They employ over 120 people on four continents and supply Constant Power Solutions from their UK head office and production plant.



DSE4520 Manual Control Module

Please see Deep Sea PLC Control Module brochure for full specification.



DSE4520 Auto Mains Failure Control Module

Please see Deep Sea PLC Control Module brochure for full specification.



DSE7000 Series – Auto Mains Failure Control Module

Please see Deep Sea PLC Control Module brochure for full specification.

OPTIONAL ACCESSORIES

Operation:

- Automatic Transfer Switches
- Manual Transfer Switches
- Automatic Fuel Transfer
- External Plug Sockets

Service & Maintenance:

- Minor & Major Service Parts
- Service Contracts (UK Customers)

Control:

- GSM Modem
- Remote Control Start

Further Options:

- Fuel Tanks – External/Large/Underground
- Bespoke Canopies (including Colour)
- Slow/Fast Trailer
- & Many More

GENERATOR ESSENTIAL SERVICE PARTS

As well as stocking a huge range of CPS Diesel generator parts, our CPS essential parts division supplies parts for all major brands and can dispatch them anywhere in the world– 24hrs a day, 7 days a week.



Your local dealer:

Constant Power Solutions Ltd
www.cps-generators.com